

Napa County Building Officials Coalition

Striving to provide clear and consistent building code information and handouts for all Napa County jurisdictions. (Please check with each jurisdiction for any local amendments.)

H/O No. 0517-07
REV. 0717

CALGREEN RESIDENTIAL CHECKLIST- MANDATORY ITEMS

PURPOSE:

The 2016 CalGreen Code applies to additions or alterations of existing residential buildings where the addition or alteration increases the building's conditioned area, volume, or size and also applies to all new low-rise residential buildings, high-rise residential buildings, or both. Existing site and landscaping improvements that are not otherwise disturbed are not subject to the requirements of CalGreen.

Project Name: _____


Project Address: _____

Project Description: _____

Instructions:

1. The Owner or the Owner's agent shall employ a licensed professional experienced with the 2016 California Green Building Standards Codes to verify and assure that all required work described herein is properly planned and implemented in the project.
2. The licensed professional, in collaboration with the owner and the design professional shall initial **Column 2** of this checklist, sign and date **Section 1 - Design Verification** at the end of this checklist and have the checklist printed on the approved plans for the project.
3. Prior to final inspection by the Building Department, the licensed professional shall complete **Column 3** and sign and date **Section 2 - Implementation Verification** at the end of this checklist and submit the completed form to the Building Inspector.


MANDATORY FEATURE OR MEASURE	Column 2	Column 3
	Project Requirements	Verification
A4.1 PLANNING AND DESIGN		
Planning and Design - Site Development		
4.106.2 Storm water drainage and retention during construction. Projects which disturb less than one acre of soil and are not part of a larger common plan of development shall manage storm water drainage during construction.	<input type="checkbox"/>	<input type="checkbox"/>



<p>4.106.3 Grading and paving. The site shall be planned and developed to keep surface water away from buildings. Construction plans shall indicate how site grading or a drainage system will manage all surface water flows.</p>	<input type="checkbox"/>	<input type="checkbox"/>
<p>4.106.4 Electric vehicle (EV) charging for new construction. New construction shall comply with Sections 4.106.4.1 and 4.106.4.2 to facilitate future installation and use of EV chargers.</p>	<input type="checkbox"/>	<input type="checkbox"/>
<p>A4.2 ENERGY EFFICIENCY</p>		
<p>General</p>		
<p>4.201.1 Low-rise residential buildings shall meet or exceed the minimum standard design required by the California Energy Standards.</p>	<input type="checkbox"/>	<input type="checkbox"/>
<p>A4.3 WATER EFFICIENCY AND CONSERVATION</p>		
<p>Indoor Water Use</p>		
<p>303.1 Water conserving plumbing fixtures and fittings. Plumbing fixtures (water closets and urinals) and fittings (faucets and showerheads) shall comply with the following:</p> <ul style="list-style-type: none"> <input type="checkbox"/> 4.303.1.1 Water Closets. The effective flush volume of all water closets shall not exceed 1.28 gallons per flush. Tank-type water closets shall be certified to the performance criteria of the U.S. EPA WaterSense Specifications for Tank-type Toilets. <input type="checkbox"/> 4.303.1.2 Urinals. The effective flush volume of urinals shall not exceed 0.125 gallons per flush. <input type="checkbox"/> 4.303.1.3.1 Single Showerheads. Showerheads shall have a maximum flow rate of not more than 2.0 gallons per minute at 80 psi. Showerheads shall be certified to the performance criteria of the U.S. EPA WaterSense Specification for showerheads. <input type="checkbox"/> 4.303.1.3.2 Multiple Showerheads serving one shower. When a shower is served by more than one showerhead, the combined flow rate of all showerheads and/or other shower outlets controlled by a single valve shall not exceed 2.0 gallons per minute at 80 psi, or the shower shall be designed to allow only one shower outlet to be in operation at a time. 	<input type="checkbox"/>	<input type="checkbox"/>




A Tradition of Stewardship
A Commitment to Service



<input type="checkbox"/> 4.303.1.4.1 Residential lavatory faucets. The maximum flow rate of residential lavatory faucets shall not exceed 1.2 gallons per minute at 60 psi. The minimum flow rate of residential lavatory faucets shall not be less than 0.8 gallons per minute at 20 psi.				
<input type="checkbox"/> 4.303.1.4.2 Lavatory faucets in common and public use areas. The maximum flow rate of lavatory faucets installed in common and public use areas (outside of dwellings or sleeping units) in residential buildings shall not exceed 0.5 gallons per minute at 60 psi.				
<input type="checkbox"/> 4.303.1.4.3 Metering faucets. Metering faucets when installed in residential buildings shall not deliver more than 0.25 gallons per cycle.				
<input type="checkbox"/> 4.303.1.4.4 Kitchen Faucets. The maximum flow rate of kitchen faucets shall not exceed 1.8 gallons per minute at 60 psi. Kitchen faucets may temporarily increase the flow above the maximum rate, but not to exceed 2.2 gallons per minute at 60 psi, and must default to a maximum flow rate of 1.8 gallons per minute at 60 psi.				
4.303.2 Standards for plumbing fixtures and fittings. Plumbing fixtures and fittings shall be installed in accordance with the California Plumbing Code, and shall meet the applicable standards referenced in Table 1701.1 of the California Plumbing Code.			<input type="checkbox"/>	<input type="checkbox"/>
Outdoor Water Use				
4.304.1 Outdoor potable water use in landscape areas. New residential developments with an aggregate landscape area equal to or greater than 500 square feet shall comply with one of the following options <ul style="list-style-type: none"> <input type="checkbox"/> A local water efficient landscape ordinance or the current California Department of water Resources' Model Water Efficient Landscape Ordinance (MWELO), whichever is more stringent; or <input type="checkbox"/> Projects with aggregate landscape areas less than 2,500 square feet may comply with the MWELO's Appendix D Prescription Compliance Option. 	<input type="checkbox"/>	<input type="checkbox"/>		
<h2 style="text-align: center; margin: 0;">A4.4 MATERIAL CONSERVATION AND RESOURCE EFFICIENCY</h2>				
Enhanced Durability and Reduced Maintenance				
4.406.1 Rodent proofing. Annular spaces around pipes, electric cables, conduits, or other openings in plates at exterior walls shall be protected against the passage of rodents by closing such openings with cement mortar,	<input type="checkbox"/>	<input type="checkbox"/>		





A Tradition of Stewardship
A Commitment to Service



concrete masonry or similar method acceptable to the enforcing agency.		
Construction Waste Reduction, Disposal and Recycling		
4.408.2 Construction waste management plan. Where a local jurisdiction does not have a construction and demolition waste management ordinance, a construction waste management plan shall be submitted for approval to the enforcing agency. (min. 65%)	<input type="checkbox"/>	<input type="checkbox"/>
Building Maintenance and Operation		
4.410.1 Operation and maintenance manual. At the time of final inspection, an operation and maintenance manual shall be provided to the building occupant or owner.	<input type="checkbox"/>	<input type="checkbox"/>
4.410.2 Recycling by occupants. Where 5 or more multifamily dwelling units are constructed on a building site, provide readily accessible area(s) that serves all buildings on the site and is identified for the depositing, storage and collection of non-hazardous material for recycling, including (at a minimum) paper, corrugated cardboard, glass, plastics, organic waste, and metals, or meet a lawfully enacted local recycling ordinance, if more restrictive.	<input type="checkbox"/>	<input type="checkbox"/>
A4.5 ENVIRONMENTAL QUALITY		
Fireplaces		
4.503.1 General. Install only a direct-vent sealed-combustion gas fireplace. Contact Bay Area Air Quality Management District for specific requirements.	<input type="checkbox"/>	<input type="checkbox"/>
Pollutant Control		
4.504.1 Covering of duct openings and protection of mechanical equipment during construction. Duct openings and other related air distribution component openings shall be covered during construction.	<input type="checkbox"/>	<input type="checkbox"/>
4.504.2.1 Adhesives, sealants and caulks. Adhesives, sealants and caulks shall be compliant with VOC and other toxic compound limits. See Table 4.504.1 and 4.504.2	<input type="checkbox"/>	<input type="checkbox"/>
4.504.2.2 Paints and coatings. Paints, stains and other coatings shall be compliant with VOC limits. See Table 4.504.3.	<input type="checkbox"/>	<input type="checkbox"/>
4.504.2.3 Aerosol paints and coatings. Aerosol paints and other coatings shall be compliant with product weighted MIR Limits for ROC and other toxic compounds.	<input type="checkbox"/>	<input type="checkbox"/>
4.504.2.4 Verification. Documentation shall be provided to verify that compliant VOC limit finish materials have been used.	<input type="checkbox"/>	<input type="checkbox"/>





A Tradition of Stewardship
A Commitment to Service



4.504.3 Carpet Systems. Carpet and carpet systems shall be compliant with VOC limits.	<input type="checkbox"/>	<input type="checkbox"/>
4.504.4 Resilient flooring systems. At least eighty (80) percent of floor area receiving resilient flooring shall comply with the VOC-emission limits defined in the Collaborative for High Performance Schools (CHPS) Low-emitting Materials List or be certified under the Resilient Floor Covering Institute (RCFI) FloorScore program and UL GREENGUARD Gold.	<input type="checkbox"/>	<input type="checkbox"/>
4.504.5 Composite wood products. Particleboard, medium density fiberboard (MDF), and hardwood plywood used in interior finish systems shall comply with low formaldehyde emission standards. Table 4.504.5	<input type="checkbox"/>	<input type="checkbox"/>
Interior Moisture Control		
4.505.2 Concrete slab foundation. Required vapor retarders and capillary breaks are also required to comply with CalGreen Section 4.505.2.1.	<input type="checkbox"/>	<input type="checkbox"/>
4.505.3 Moisture content of building materials. Max.19% Moisture content of building materials used in wall and floor framing is checked before enclosure.	<input type="checkbox"/>	<input type="checkbox"/>
Indoor Air Quality and Exhaust		
4.506.1 Bathroom exhaust fans. Exhaust shall be energy star fans which terminate outside the building are provided in every bathroom and meet section 4.506.1 requirements.	<input type="checkbox"/>	<input type="checkbox"/>
Environmental Comfort		
4.507.2. Heating and air-conditioning system design. Duct systems are sized and designed and equipment is selected using the following methods: 1. Establish heat loss and heat gain values according to ACCA Manual J-2011 or equivalent. 2. Size duct systems according to ACCA 29-D (Manual D)-2014 or equivalent. 3. Select heating and cooling equipment according to ACCA 3-S (Manual S) 2014 or equivalent.	<input type="checkbox"/>	<input type="checkbox"/>
INSTALLER AND SPECIAL INSPECTOR QUALIFICATIONS		
Qualifications		
702.1 Installer training. HVAC system installers are trained and certified in the proper installation of HVAC systems.	<input type="checkbox"/>	<input type="checkbox"/>
702.2 Special inspection. The Licensed Professional responsible to verify CALGreen compliance is qualified and able to demonstrate competence in the discipline they inspect and verify.	<input type="checkbox"/>	<input type="checkbox"/>



A Tradition of Stewardship
A Commitment to Service



Verifications		
703.1 Documentation. Verification of compliance with CALGreen may include construction documents, plans, specifications, builder or installer certification, inspection reports, or other methods acceptable to the enforcing agency which show substantial conformance. Implementation verification shall be submitted to the Building Department after implementation of all required measures and prior to final inspection approval.	<input type="checkbox"/>	<input type="checkbox"/>

CALGREEN SIGNATURE DECLARATIONS

Project Name: _____

Project Address: _____

Project Description: _____

SECTION 1 – DESIGN VERIFICATION


Complete all lines of Section 1 – “Design Verification” and submit the completed checklist (Columns 1 and 2) with the plans and building permit application to the Building Department.

The owner and design professional responsible for compliance with CalGreen Standards have revised the plans and certify that the items checked above are hereby incorporated into the project plans and will be implemented into the project in accordance with the requirements set forth in the 2016 California Green Building Standards Code as adopted by the County of Napa.

Owner’s Signature	Date
Owner’s Name (Please Print)	
Design Professional’s Signature	Date
Design Professional’s Name (Please Print)	
Signature of License Professional responsible for CalGreen compliance	Date
Name of License Professional responsible for CalGreen compliance (Please Print)	Phone
Email Address for License Professional responsible for CalGreen compliance	



A Tradition of Stewardship
A Commitment to Service



SECTION 2 – IMPLEMENTATION VERIFICATION

Complete, sign and submit the completed checklist, including column 3, together with all original signatures on Section 2 to the Building Department prior to Building Department final inspection.

I have inspected the work and have received sufficient documentation to verify and certify that the project identified above was constructed in accordance with this Green Building Checklist and in accordance with the requirements of the 2016 California Green Building Standards Code as adopted by the County of Napa.

Signature of License Professional responsible for CalGreen compliance

Date

Name of License Professional responsible for CalGreen compliance (Please Print)

Phone

Email Address for License Professional responsible for CalGreen compliance



A Tradition of Stewardship
A Commitment to Service

